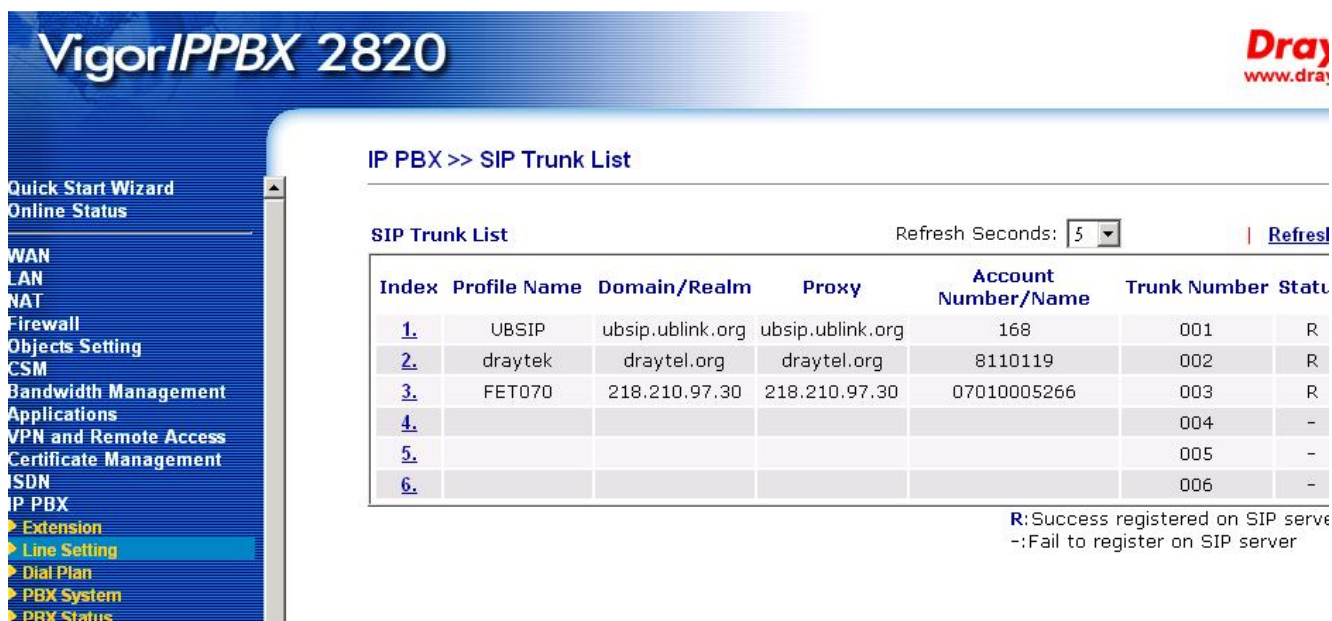


VigorIPPBX2820 SIP Trunk 與 070 電話應用

VigorIPPBX2820 本身除是 SIP Server 外亦提供 SIP Trunk 的功能讓 2820 能註冊其它 SIP Server 的帳號讓 2820 有更廣範的應用。以下介紹 2820 SIP Trunk 的應用與設定。

一、 IPPBX > Line Setting > SIP Trunk

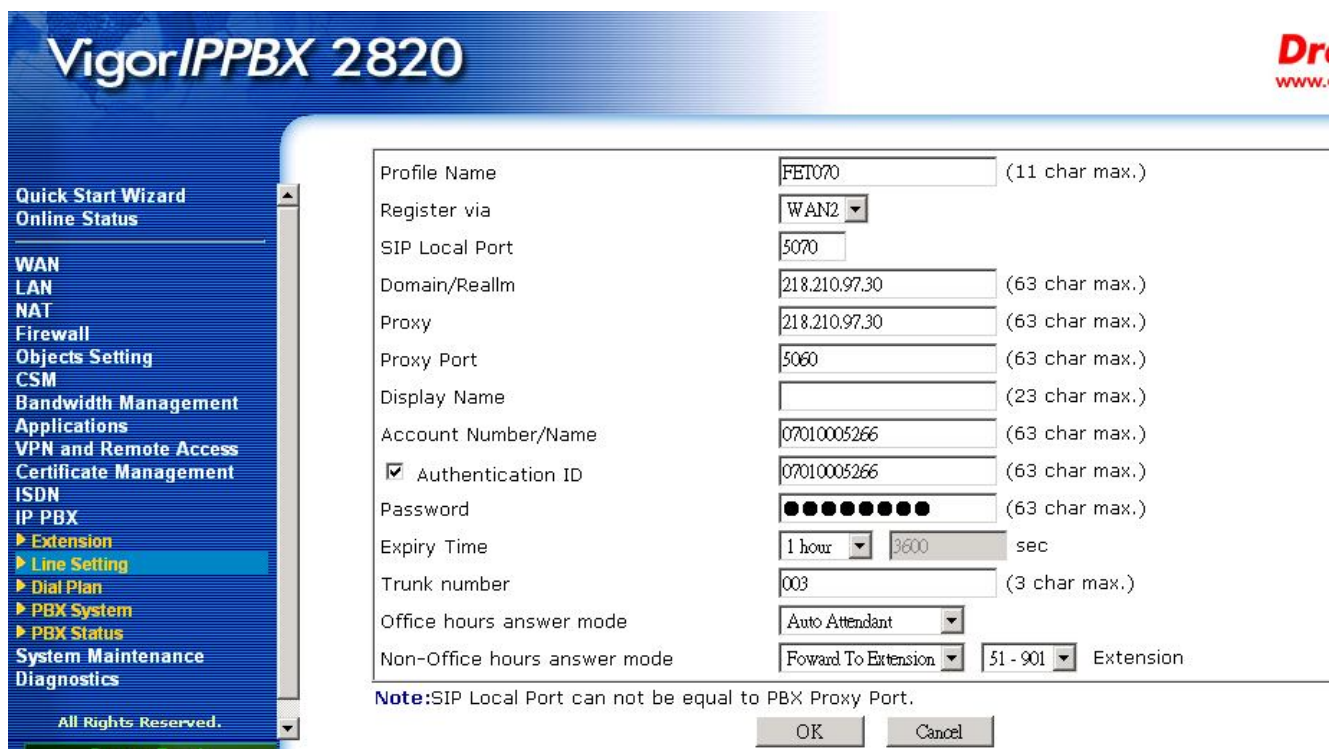


The screenshot shows the VigorIPPBX 2820 web interface. On the left is a navigation menu with options like Quick Start Wizard, Online Status, WAN, LAN, NAT, Firewall, Objects Setting, CSM, Bandwidth Management, Applications, VPN and Remote Access, Certificate Management, ISDN, IP PBX, Extension, Line Setting, Dial Plan, PBX System, and PBX Status. The main area is titled 'IP PBX >> SIP Trunk List'. It features a table with columns: Index, Profile Name, Domain/Realm, Proxy, Account Number/Name, Trunk Number, and Status. The table lists three registered SIP trunks: UBSIP, draytek, and FET070. A legend at the bottom right explains the status codes: 'R: Success registered on SIP server' and '-: Fail to register on SIP server'.

Index	Profile Name	Domain/Realm	Proxy	Account Number/Name	Trunk Number	Status
1.	UBSIP	ubsip.ublink.org	ubsip.ublink.org	168	001	R
2.	draytek	draytel.org	draytel.org	8110119	002	R
3.	FET070	218.210.97.30	218.210.97.30	07010005266	003	R
4.					004	-
5.					005	-
6.					006	-

R: Success registered on SIP server
 -: Fail to register on SIP server

此例分別跟 UBSIP, Draytel, 與遠傳 070 註冊了一組帳號



The screenshot shows the configuration form for a SIP Trunk in the VigorIPPBX 2820 web interface. The form includes fields for Profile Name (FET070), Register via (WAN2), SIP Local Port (5070), Domain/Realm (218.210.97.30), Proxy (218.210.97.30), Proxy Port (5060), Display Name, Account Number/Name (07010005266), Authentication ID (checked), Password, Expiry Time (1 hour), Trunk number (003), Office hours answer mode (Auto Attendant), and Non-Office hours answer mode (Forward To Extension). A note at the bottom states: 'Note: SIP Local Port can not be equal to PBX Proxy Port.' The form has OK and Cancel buttons.

Profile Name: FET070 (11 char max.)
Register via: WAN2
SIP Local Port: 5070
Domain/Realm: 218.210.97.30 (63 char max.)
Proxy: 218.210.97.30 (63 char max.)
Proxy Port: 5060 (63 char max.)
Display Name: (23 char max.)
Account Number/Name: 07010005266 (63 char max.)
☒ Authentication ID: 07010005266 (63 char max.)
Password: (63 char max.)
Expiry Time: 1 hour 3600 sec
Trunk number: 003 (3 char max.)
Office hours answer mode: Auto Attendant
Non-Office hours answer mode: Forward To Extension 51-901 Extension
Note: SIP Local Port can not be equal to PBX Proxy Port.
OK Cancel

二、 IPPBX > Dial Plan > Digit Map 設定使用 SIP Trunk 的號碼如下圖設定
撥 4 使用 VOIP1 也就是 SIP Trunk 1(UBSIP)，3 使用 VOIP2 (Draytel)，5 使用 VOIP3 (遠傳 070)



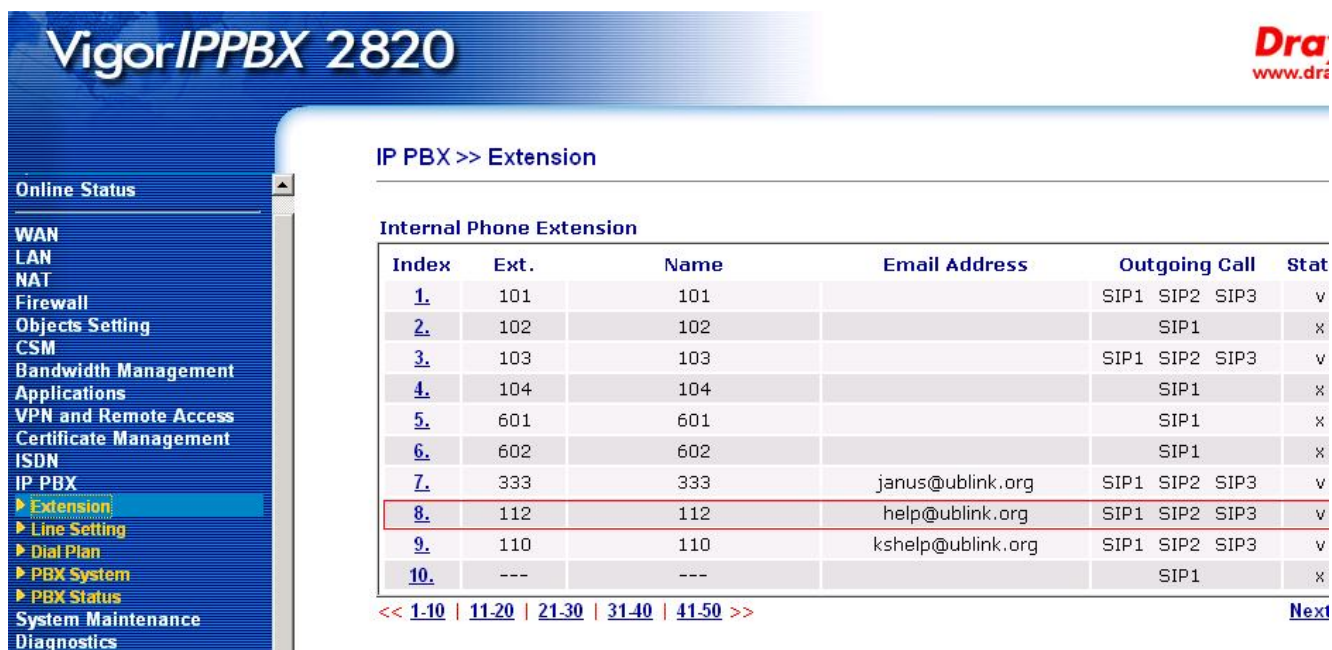
Vigor IPPBX 2820

IP PBX >> DialPlan Setup

Digit Map Setup

#	Enable	Prefix Number	Mode	OP Number	Min Len	Max Len	Interface
1	<input checked="" type="checkbox"/>	4	Strip	4	0	25	VoIP1
2	<input checked="" type="checkbox"/>	3	Strip	3	0	25	VoIP2
3	<input checked="" type="checkbox"/>	5	Strip	5	0	25	VoIP3
4	<input checked="" type="checkbox"/>	:	Replace	:	0	25	VoIP1
5	<input checked="" type="checkbox"/>	:	Replace	:	0	25	VoIP1
6	<input checked="" type="checkbox"/>	:	Replace	:	0	25	VoIP1
7	<input type="checkbox"/>		None		0	0	ISDN2-TE
8	<input type="checkbox"/>		None		0	0	ISDN2-TE
9	<input type="checkbox"/>		None		0	0	ISDN2-TE
10	<input type="checkbox"/>		None		0	0	ISDN2-TE

三、 IPPBX > Extension 設定 Extension(分機)可使用的 SIP Trunk
如分機 112 可以使用的 SIP Trunk 是 SIP1、SIP2 與 SIP3



Vigor IPPBX 2820

IP PBX >> Extension

Internal Phone Extension

Index	Ext.	Name	Email Address	Outgoing Call	Stat
1.	101	101		SIP1 SIP2 SIP3	v
2.	102	102		SIP1	x
3.	103	103		SIP1 SIP2 SIP3	v
4.	104	104		SIP1	x
5.	601	601		SIP1	x
6.	602	602		SIP1	x
7.	333	333	janus@ublink.org	SIP1 SIP2 SIP3	v
8.	112	112	help@ublink.org	SIP1 SIP2 SIP3	v
9.	110	110	kshelp@ublink.org	SIP1 SIP2 SIP3	v
10.	---	---		SIP1	x

<< 1-10 | 11-20 | 21-30 | 31-40 | 41-50 >> [Next](#)

四、 撥出應用

當分機(Extension)112 使用者要使用 070 的 SIP 時只要先撥 5 再撥號即可

如 5 070xxxxxxx or 5 0932xxxxxx or 5 0422605121

當分機(Extension)使用者 112 要撥 UBSIP 的使用者時只要先撥 4 再撥號即可

如 4 168 or 4 555168 or 777168

五、撥入應用

當使用者撥 07010005266(OR UBSIP 撥 168)進來時會如一般電話總機一般

有語音引導再撥分機號碼(Extension)即可。